



SERIES 100 Vinyl

**Casement + Awning
Windows**

**Technical Specifications
and Cross-Sectional
Details**

Table of Contents

CONSTRUCTIONS SPECIFICATIONS - SECTION 08 54 00 3

PART 1 GENERAL 3

1.1. SECTION INCLUDES 3

1.2. REFERENCES 3

1.3. SUBMITTALS 3

1.4. QUALITY ASSURANCE 4

1.5. STORAGE AND HANDLING 4

1.6. WARRANTY 4

PART 2 PRODUCTS 4

2.1. MANUFACTURED UNITS 4

2.2. FRAME DESCRIPTION 4

2.3. OPTIONAL HARDWARE 5

2.4. WEATHER STRIP 6

2.5. JAMB EXTENSION 6

2.6. INSECT SCREEN 6

2.7. GRILLES-BETWEEN-THE-GLASS 6

2.8. SIMULATED DIVIDED LITES (SDL) 6

2.9. ACCESSORIES AND TRIM 6

PART 3 EXECUTION 6

3.1. EXAMINATION 6

3.2. INSTALLATION 7

3.3. FIELD QUALITY CONTROL 7

3.4. CLEANING 7

3.5. PROTECTING INSTALLED CONSTRUCTION 7

WINDOW TYPE AND CLASSIFICATIONS 8

ENERGY STAR 9

THERMAL RESULTS 11

CASEMENT WINDOW 11

AWNING WINDOW 12

CROSS SECTION DETAILS 13

CASEMENT WINDOW 13

AWNING WINDOW 14

MULLING ASSEMBLY 15

GRILL + SDL OPTIONS..... 16

TEST REPORTS 17

CONSTRUCTIONS SPECIFICATIONS - SECTION 08 54 00

PART 1 GENERAL

SECTION INCLUDES

- A. Series 100 Vinyl Casement / Awning Window complete with hardware, glazing, mulling options, weather strip, insect screen, grilles-between-the-glass, jamb extension, exterior brickmould trims, exterior sill extension and standard or specified anchors, trim and attachments

REFERENCES

- A. ASTM International (ASTM):
 - 1. American Society for Testing and Materials (ASTM):
 - 2. C1036: Standard Specification for Flat Glass.
 - 3. E 283: Standard Test Method for Rate of Air Leakage through Exterior Windows, Curtain Walls and Doors.
 - 4. E 330: Standard Test Method for Structural Performance of Exterior Windows, Curtain Walls, and Door by Uniform Static Air Pressure Difference.
 - 5. E 547: Standard Test Method for Water Penetration of Exterior Windows, Curtain Walls, and Doors by Cyclic Static Air Pressure Differential.
 - 6. E 2190: Standard Specification for Insulating Glass Unit Performance Evaluation.
 - 7. F 2090-10: Standard Specification for Window Fall Prevention Devices with Emergency Escape (Egress) Release Mechanisms.
- B. American Architectural Manufacturer's Association/Window and Door Manufacturer's Association/Canadian Standards Association (AAMA/WDMA/CSA): (use appropriate specifications depending on certification for each product type).
- C. AAMA/WDMA/CSA 101/I.S.2/A440-08/11, S11-09, S1-17: North American Fenestration Standard/Specification for windows, doors, and skylights.
- D. AAMA 450-10: Voluntary Performance Rating Method for Mulled Fenestration Assemblies
- E. Window and Door Manufacturer's Association (WDMA): Keystone Certification Program
- F. Insulating Glass Manufacturer's Alliance/Insulating Glass Certification Council (IGMA/IGCC).
- G. National Fenestration Rating Council (NFRC):
 - 1. 101: Procedures for Determining Fenestration Product Thermal Properties.
 - 2. 200: Procedure for Determining Solar Heat Gain Coefficients at Normal Incidence

SUBMITTALS

- A. Shop Drawings: Submit shop drawings.
- B. Samples: Specified performance and design requirements.
- C. Quality Control Submittals: Certificates: Submit manufacturer's certification indicating compliance with specified performance and design requirement

QUALITY ASSURANCE

- A. Requirements: consult local code for NBC [National Building Code] adoption year and pertinent revisions for information on:
- B. Egress, emergency escape and rescue requirements.
- C. Basement window requirements.
- D. Windows fall prevention and/or window opening control device requirements.

STORAGE AND HANDLING

- A. Applicable frames and mulled units will include additional bracing to maintain squareness and rigidity during shipment.
- B. Store window units in an upright position in a clean and dry storage area above ground to protect from weather.

WARRANTY

The following limited warranty is subject to conditions and exclusions. There are certain conditions or applications over which EVERLAST Group of Companies has no control. Defect or problems as a result of such conditions or applications are not the responsibility of EVERLAST Groups of Companies. For a more complete description of the EVERLAST limited warranty, refer to the complete and current warranty information available by request.

Clear insulating glass with stainless steel spacers is warranted against seal failure caused by manufacturing defects and resulting in visible obstruction through the glass for twenty (20) years from the original date of purchase. Glass is warranted against stress cracks caused by manufacturing defects from ten (10) years from the original date of purchase.

Hardware and other non-glass components are warranted to be free from manufacturing defects for two (2) years from the original date of purchase.

PART 2 PRODUCTS

MANUFACTURED UNITS

- A. Description: Altitude Casement / Awning units as manufactured by EVERLAST Group of Companies
 - Calgary, Alberta, Canada

FRAME DESCRIPTION

- A. Frame:
 - 1. Frame – Vinyl: Members shall be manufactured from 0.079" [2mm] extruded unplasticized polyvinylchloride (uPVC). Frame corners shall be fusion welded and cleaned.
 - 2. Frame Depth – Vinyl: Frame shall have standard jamb depth of 2-1/4" [57.15mm] with integral nailing fin and an overall profile thickness of 3-1/4" [83mm].
 - 3. Interior and exterior frame expander accessory are factory installed.

4. Interior and exterior fabricated frame expander components, including head-jamb, sill and both jamb components.

B. SASH DESCRIPTION

1. Sash: Unplasticized polyvinylchloride (uPVC). Sash corners shall be fusion welded and cleaned.
2. Sash Profile: Shall be 2-3/16" [55mm] in thickness

C. GLAZING

1. Select quality complying with ASTM C 1036. Insulating glass SIGMA/IGCC when tested in accordance with ASTM E 2190. STC/OITC ratings are tested to the stated performance level in accordance with ASTM E 90-09.
2. Glazing Method: 1 3/16" (30mm) insulating glass. Dual and Triple glazing.
3. Glass Type: LoE Cardinal IG® i89, 180, 270, 272 and 366 with Air or Argon Gas.
4. Glass Type Options: Obscure Glass, Sand Blasted, Rain Glass, Glue Chip, Narrow Reed, Reed, Bronze Tint, Gray Tint, Green Tint.
5. Glazing Seal: Pressure gasket at exterior; interior has glazing boot inserted.
6. Perimeter Spacer: Default color is mill finish (stainless).
7. Glazing Option: STC/OITC upgrade.

D. MULLING

1. Directional mull limits: 6 wide by 1 unit high; Rough Opening not to exceed 114" x 84" (2896mm x 2134mm).
2. Directional mull limits: 5 units wide by 5 units high: Rough Opening not to exceed 96" x 84" (2438mm x 2134mm).

E. FINISH

1. Exterior Vinyl Colour: Standard white.
2. Exterior Cladding Colour: Matte Black, White, Slate Grey and Commercial Brown. Custom colour available upon request to a Everlast representative,

F. HARDWARE

1. Lock: Multipoint locking mechanism is actuated from a single point of operation. The lock mechanism is concealed with only the actuator handle and escutcheon being visible to the interior.
2. Hinges: Concealed stainless steel track and injection molded shoe.
3. Handle: Die cast detachable folding handle.
4. Roto-gear Operator: Stainless hinge arm and housing mechanism.
5. Snubber: Pulls the sash tight to the frame and provides engagement to keep the sash in place under structural loads.
6. Colour: Applies to handle and locking hardware:
7. Standard Color: Matte Black and White; other colours are also available.

OPTIONAL HARDWARE

1. Coastal hardware (Stainless Steel) is available: Factory applied.
2. Casement Window Opening Control Device: Factory applied.
3. Awning Window Opening Control Device: Factory applied.

WEATHER STRIP

1. Primary weather strip is an extruded bulb attached to all four sides of the sash and provides seal between sash and frame. Integrated t-slots are available for replacement weather-strippings.
2. Secondary weather strip is a fin-seal on the exterior portion of the sash and provides a secondary seal between sash and frame.
3. Standard weather strip color: black.

JAMB EXTENSION

1. Standard: factory-installed jamb extension; various sizes and finishes available.

INSECT SCREEN

1. Tested to ASTM E-1748-95(09).
2. Factory-installed screen; screen mesh: charcoal fiberglass.
3. Aluminum frame finish: Matches interior colour options.

GRILLES-BETWEEN-THE-GLASS

1. Manufactured from aluminum profile placed between the two panes of glass.
 - a) Interior Colours: Various colours, including split finishes are available.
 - b) Exterior Colours: Various colours, including split finishes are available.
 - c) Profiles: Various profile shapes are available, contact an Everlast representative.
 - d) Pattern: Various patterns are available, contact an Everlast representative.

SIMULATED DIVIDED LITES (SDL)

1. Size: 1" (25mm) wide, 2" (50mm) wide with or w/out internal spacer bar; w/out is standard.
2. Colours: Various standard and custom colours available, contact an EVERLAST representative.

ACCESSORIES AND TRIM

1. Exterior Casing: Offset brickmould available in standard and custom colors.
2. Installation Accessories: Factory-installed aluminum nailing fin at head, sill and side jambs.
3. Installation brackets
4. Mullion kit: standard mullion kit for field assembly of related units available. Kit includes: Instruction, interior and exterior mull covers and brackets.

PART 3 EXECUTION

EXAMINATION

- A. Verification of Condition: Before installation, verify openings are plumb, square and of proper dimensions. Report frame defects or unsuitable conditions to the General

Contractor and/or Everlast directly before proceeding. Damages or defects must be reported within 72 hours of receipt of finished goods.

- B. Acceptance of Condition: Beginning installation or no notification within the 72 hours confirms acceptance of existing conditions.

INSTALLATION

- A. Assemble and install window/door unit(s) according to manufacturer's instruction and reviewed shop drawing.
- B. Install sealant and related backing materials at perimeter of unit or assembly in accordance to reviewed shop drawings.
- C. Install accessory items as required.

FIELD QUALITY CONTROL

- A. Remove visible labels and adhesive residue according to manufacturers' instruction
- B. Unless otherwise specified, water penetration resistance testing shall be conducted per AAMA 502 and ASTM E1105 at 2/3 of the fenestration products design pressure (DP) rating. Water penetration shall be defined in accordance with the test method(s) applied.

CLEANING

- A. Remove visible labels and adhesive residue according to manufacturer's instruction.
- B. Leave windows and glass in a clean condition.

PROTECTING INSTALLED CONSTRUCTION

- A. Protecting windows from damage by chemicals, solvents, paint or other construction operations that may cause damage.

END OF SECTION

WINDOW TYPE AND CLASSIFICATIONS

Design Performance Classifications

Product	Air Tested psf	Water Tested Pa	Design Pressure (Uniform Load) Pa / psf		Cert. Rating	Test Size			
						Max Overall Width		Max Overall Height	
						in	mm	in	mm
Casement	A3	720	3120/ -3120	65	LC- PG65	36	914	72	1828
Awning	A3	730	3360/ -3360	70	R- PG70	60	1525	24	610

Screen Testing Performance

Product	Canadian Supplement A440-S01-09	
Casement	ASTM E1748-95(09)	Passed
Awning	ASTM E1748-95(09)	Passed

ENERGY STAR

ENERGY STAR® Program - Canada

This technical specification determines how residential windows, doors, and skylights sold in Canada are certified for the ENERGY

STAR® program. This specification is issued by Natural Resources Canada (NRCAN). NRCAN has been authorized by the U.S. Environmental Protection Agency (EPA) to promote and administer the ENERGY STAR name and symbol in Canada. A product must meet this specification in order to be promoted as ENERGY STAR certified in Canada by its manufacturer or authorized agent. Manufacturers must also sign a Fenestration Administrative Arrangement with NRCAN.

Performance metrics

U-Factor: The heat transfer per time per area and per degree of temperature difference in $W/m^2 \cdot K$ ($Btu/h \cdot ft^2 \cdot ^\circ F$). The U-factor multiplied by the interior-exterior temperature difference and by the projected fenestration product area yields the total heat transfer

through the fenestration product due to conduction, convection, and long-wave infra-red radiation. A U-factor in $Btu/h \cdot ft^2 \cdot ^\circ F$ multiplied by 5.678263 converts the value to $W/m^2 \cdot K$. The U-factor in $Btu/h \cdot ft^2 \cdot ^\circ F$ shall conform with Table 1 before the conversion to $W/m^2 \cdot K$.

Solar heat gain coefficient (SHGC): The ratio of the solar heat gain entering the space through the fenestration product to the incident solar radiation.

Air leakage: the flow of air that passes through fenestration products in $L/s/m^2$. Air leakage infiltration is the flow of air into the building envelope and exfiltration is the flow of air out of the building envelope. An air leakage in cfm/ft^2 multiplied by 5.08 converts the value to $L/s/m^2$. The air leakage value in cfm/ft^2 shall conform with Table 1 before the conversion to $L/s/m^2$.

Energy rating (ER): a unitless value derived from a formula that balances heat loss (U-factor), air leakage loss and potential passive solar gain of a fenestration product. The ER is applied to fenestration systems intended to be installed in a vertical orientation in low-rise residential buildings. The simplified ER equation is as follows:

$$ER = (57.76 \times SHGC_w) - (21.90 \times U_w) - (1.97 \times L_{75}) + 40 \text{ where}$$

- $SHGC_w$ = fenestration system solar heat gain coefficient
- U_w = fenestration system U-factor (W/m^2)
- L_{75} = fenestration system air leakage rate at a pressure difference of 75 Pa, established in accordance with AAMA/WDMA/CSA 101/I.S.2/A440 (North American Fenestration Standard) in $L/s \cdot m^2$. The L_{75} shall be the average of the infiltration and exfiltration measurements.

A complete explanation of the ER equation may be found in the CSA A440.2 Standard.

U-factor Criteria for Residential Windows and Doors

Product	Maximum U-factor W/m ² ·K	Maximum U-factor Btu/h·ft ² ·°F
Windows and Doors	1.22	0.21

Alternate ER Criteria for Residential Windows and Doors

Product	Minimum ER (unitless)
Windows and Doors	34

U-factor Criteria for Unit Skylights

Product	Maximum U-factor W/m ² ·K	Maximum U-factor Btu/h·ft ² ·°F
Skylights	2.29	0.4

THERMAL RESULTS

CASEMENT WINDOW

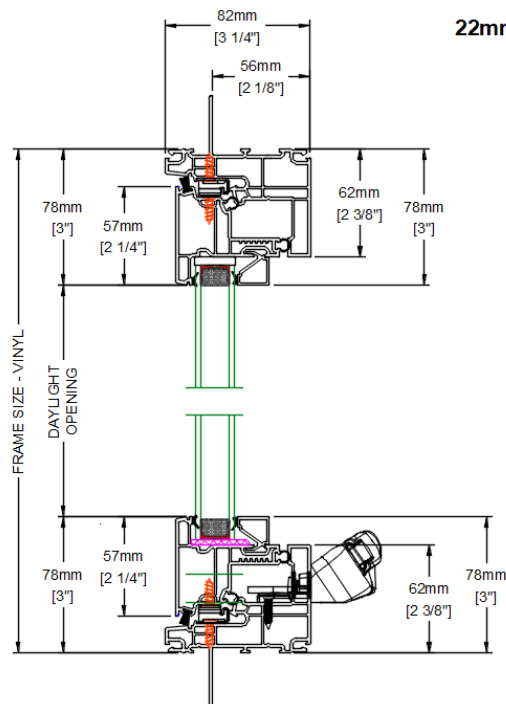
Mfr Product Code	Product Number	Gap 1 (in)	Gap 2 (in)	Gap Fill 1	Gap Fill 2	Emissivity Surface 2	Emissivity Surface 3	Emissivity Surface 4	Emissivity Surface 5	Emissivity Surface 6	Tint	Spacer	Grid Type	Grid Size	U-Factor (Btu/h·ft²·F)	SHGC	VT	*CR
CCI-arg97-180 3-3, ga	0001	0.65		ARG		0.068					CL	SP-D	N		0.27	0.46	0.52	61
CCI-arg97-180 3-3, ga, Rectangular		0.65		ARG		0.068					CL	SP-D	G	0.75	0.27	0.41	0.47	61
CCI-arg97-180 4-4, ga	0002	0.57		ARG		0.068					CL	SP-D	N		0.27	0.44	0.52	60
CCI-arg97-180 4-4, ga, Rectangular		0.57		ARG		0.068					CL	SP-D	G	0.75	0.27	0.40	0.47	60
CCI-arg97-180 5-5, ga	0003	0.49		ARG		0.068					CL	SP-D	N		0.27	0.44	0.51	59
CCI-arg97-180 5-5, ga, Rectangular		0.49		ARG		0.068					CL	SP-D	G	0.75	0.27	0.40	0.46	59
270-arg97-CCI 3-3, ga	0004	0.65		ARG		0.035					CL	SP-D	N		0.26	0.24	0.46	62
270-arg97-CCI 3-3, ga, Rectangular		0.65		ARG		0.035					CL	SP-D	G	0.75	0.26	0.22	0.42	62
270-arg97-CCI 4-4, ga	0005	0.57		ARG		0.035					CL	SP-D	N		0.26	0.24	0.45	61
270-arg97-CCI 4-4, ga, Rectangular		0.57		ARG		0.035					CL	SP-D	G	0.75	0.26	0.22	0.41	61
270-arg97-CCI 5-5, ga	0006	0.49		ARG		0.035					CL	SP-D	N		0.26	0.24	0.45	60
270-arg97-CCI 5-5, ga, Rectangular		0.49		ARG		0.035					CL	SP-D	G	0.75	0.26	0.22	0.41	60
366-arg97-CCI 3-3, ga	0007	0.65		ARG		0.020					CL	SP-D	N		0.26	0.18	0.43	62
366-arg97-CCI 3-3, ga, Rectangular		0.65		ARG		0.020					CL	SP-D	G	0.75	0.26	0.17	0.38	62
366-arg97-CCI 4-4, ga	0008	0.57		ARG		0.020					CL	SP-D	N		0.26	0.18	0.42	61
366-arg97-CCI 4-4, ga, Rectangular		0.57		ARG		0.020					CL	SP-D	G	0.75	0.26	0.17	0.38	61
366-arg97-CCI 5-5, ga	0009	0.49		ARG		0.020					CL	SP-D	N		0.26	0.18	0.42	60
366-arg97-CCI 5-5, ga, Rectangular		0.49		ARG		0.020					CL	SP-D	G	0.75	0.26	0.17	0.38	60
180-arg97-i89 3-3, ga	0010	0.65		ARG		0.068		0.149			CL	SP-D	N		0.23	0.42	0.51	48
180-arg97-i89 3-3, ga, Rectangular		0.65		ARG		0.068		0.149			CL	SP-D	G	0.75	0.23	0.38	0.46	48
180-arg97-i89 4-4, ga	0011	0.57		ARG		0.068		0.149			CL	SP-D	N		0.23	0.40	0.51	47
180-arg97-i89 4-4, ga, Rectangular		0.57		ARG		0.068		0.149			CL	SP-D	G	0.75	0.23	0.37	0.46	47
180-arg97-CCI-arg97-CCI 3-3-3, ga	0012	0.45	0.45	ARG	ARG	0.068					CL	SP-D	N		0.22	0.39	0.48	68
180-arg97-CCI-arg97-CCI 3-3-3, ga, Rectangular	0013	0.45	0.45	ARG	ARG	0.068					CL	SP-D	G	0.75	0.22	0.36	0.43	68
270-arg97-CCI-arg97-180 3-3-3, ga	0014	0.45	0.45	ARG	ARG	0.035			0.068		CL	SP-D	N		0.18	0.22	0.41	75
270-arg97-CCI-arg97-180 3-3-3, ga, Rectangular	0015	0.45	0.45	ARG	ARG	0.035			0.068		CL	SP-D	G	0.75	0.18	0.20	0.37	75
270-arg97-CCI-arg97-CCI 3-3-3, ga	0016	0.45	0.45	ARG	ARG	0.035					CL	SP-D	N		0.21	0.23	0.42	69
270-arg97-CCI-arg97-CCI 3-3-3, ga, Rectangular	0017	0.45	0.45	ARG	ARG	0.035					CL	SP-D	G	0.75	0.22	0.21	0.38	69
270-arg97-CCI-arg97-270 3-3-3, ga	0018	0.45	0.45	ARG	ARG	0.035			0.035		CL	SP-D	N		0.18	0.21	0.36	76
270-arg97-CCI-arg97-270 3-3-3, ga, Rectangular	0019	0.45	0.45	ARG	ARG	0.035			0.035		CL	SP-D	G	0.75	0.18	0.19	0.32	76
366-arg97-CCI-arg97-CCI 3-3-3, ga	0020	0.45	0.45	ARG	ARG	0.020					CL	SP-D	N		0.21	0.17	0.39	69
366-arg97-CCI-arg97-CCI 3-3-3, ga, Rectangular	0021	0.45	0.45	ARG	ARG	0.020					CL	SP-D	G	0.75	0.22	0.16	0.35	69
366-arg97-CCI-arg97-366 3-3-3, ga	0022	0.45	0.45	ARG	ARG	0.020			0.020		CL	SP-D	N		0.17	0.16	0.31	76
366-arg97-CCI-arg97-366 3-3-3, ga, Rectangular	0023	0.45	0.45	ARG	ARG	0.020			0.020		CL	SP-D	G	0.75	0.18	0.15	0.28	76
VCI-arg97-SG400 3-3, ga	0024	0.65		ARG		0.113					CL	SP-D	N		0.28	0.45	0.52	60
VCI-arg97-SG400 3-3, ga, Rectangular		0.65		ARG		0.113					CL	SP-D	G	0.75	0.28	0.41	0.47	60
VCI-arg97-SG400 4-4, ga	0025	0.57		ARG		0.113					CL	SP-D	N		0.28	0.44	0.51	59
VCI-arg97-SG400 4-4, ga, Rectangular		0.57		ARG		0.113					CL	SP-D	G	0.75	0.28	0.40	0.46	59
VCI-arg97-SG400 5-5, ga	0026	0.49		ARG		0.113					CL	SP-D	N		0.28	0.43	0.51	58
VCI-arg97-SG400 5-5, ga, Rectangular		0.49		ARG		0.113					CL	SP-D	G	0.75	0.28	0.39	0.46	58

AWNING WINDOW

Mfr Product Code	Product Number	Gap 1 (in)	Gap 2 (in)	Gap Fill 1	Gap Fill 2	Emissivity Surface 2	Emissivity Surface 3	Emissivity Surface 4	Emissivity Surface 5	Emissivity Surface 6	Tint	Spacer	Grid Type	Grid Size	U-Factor (Btu/h*sq°F)	SHGC	VT	*CR
CCI-arg97-180 3-3, ga	0001	0.65		ARG			0.068				CL	SP-D	N		0.27	0.46	0.52	57
CCI-arg97-180 3-3, ga, Rectangular		0.65		ARG			0.068				CL	SP-D	G	0.75	0.27	0.41	0.47	57
CCI-arg97-180 4-4, ga	0002	0.57		ARG			0.068				CL	SP-D	N		0.27	0.44	0.52	60
CCI-arg97-180 4-4, ga, Rectangular		0.57		ARG			0.068				CL	SP-D	G	0.75	0.27	0.40	0.47	60
CCI-arg97-180 5-5, ga	0003	0.49		ARG			0.068				CL	SP-D	N		0.27	0.44	0.51	58
CCI-arg97-180 5-5, ga, Rectangular		0.49		ARG			0.068				CL	SP-D	G	0.75	0.27	0.40	0.46	58
270-arg97-CCI 3-3, ga	0004	0.65		ARG		0.035					CL	SP-D	N		0.26	0.24	0.46	58
270-arg97-CCI 3-3, ga, Rectangular		0.65		ARG		0.035					CL	SP-D	G	0.75	0.26	0.22	0.42	58
270-arg97-CCI 4-4, ga	0005	0.57		ARG		0.035					CL	SP-D	N		0.26	0.24	0.45	60
270-arg97-CCI 4-4, ga, Rectangular		0.57		ARG		0.035					CL	SP-D	G	0.75	0.26	0.22	0.41	60
270-arg97-CCI 5-5, ga	0006	0.49		ARG		0.035					CL	SP-D	N		0.26	0.24	0.45	59
270-arg97-CCI 5-5, ga, Rectangular		0.49		ARG		0.035					CL	SP-D	G	0.75	0.26	0.22	0.41	59
366-arg97-CCI 3-3, ga	0007	0.65		ARG		0.020					CL	SP-D	N		0.26	0.18	0.43	58
366-arg97-CCI 3-3, ga, Rectangular		0.65		ARG		0.020					CL	SP-D	G	0.75	0.26	0.17	0.38	58
366-arg97-CCI 4-4, ga	0008	0.57		ARG		0.020					CL	SP-D	N		0.26	0.18	0.42	60
366-arg97-CCI 4-4, ga, Rectangular		0.57		ARG		0.020					CL	SP-D	G	0.75	0.26	0.17	0.38	60
366-arg97-CCI 5-5, ga	0009	0.49		ARG		0.020					CL	SP-D	N		0.26	0.18	0.42	59
366-arg97-CCI 5-5, ga, Rectangular		0.49		ARG		0.020					CL	SP-D	G	0.75	0.26	0.17	0.38	59
180-arg97-i89 3-3, ga	0010	0.65		ARG		0.068		0.149			CL	SP-D	N		0.24	0.42	0.51	45
180-arg97-i89 3-3, ga, Rectangular		0.65		ARG		0.068		0.149			CL	SP-D	G	0.75	0.24	0.38	0.46	45
180-arg97-i89 4-4, ga	0011	0.57		ARG		0.068		0.149			CL	SP-D	N		0.24	0.40	0.51	47
180-arg97-i89 4-4, ga, Rectangular		0.57		ARG		0.068		0.149			CL	SP-D	G	0.75	0.24	0.37	0.46	47
180-arg97-CCI-arg97-CCI 3-3-3, ga	0012	0.45	0.45	ARG	ARG	0.068					CL	SP-D	N		0.22	0.39	0.48	69
180-arg97-CCI-arg97-CCI 3-3-3, ga, Rectangular	0013	0.45	0.45	ARG	ARG	0.068					CL	SP-D	G	0.75	0.22	0.36	0.43	69
270-arg97-CCI-arg97-180 3-3-3, ga	0014	0.45	0.45	ARG	ARG	0.035			0.068		CL	SP-D	N		0.18	0.22	0.41	75
270-arg97-CCI-arg97-180 3-3-3, ga, Rectangular	0015	0.45	0.45	ARG	ARG	0.035			0.068		CL	SP-D	G	0.75	0.18	0.20	0.37	75
270-arg97-CCI-arg97-CCI 3-3-3, ga	0016	0.45	0.45	ARG	ARG	0.035					CL	SP-D	N		0.21	0.23	0.42	70
270-arg97-CCI-arg97-CCI 3-3-3, ga, Rectangular	0017	0.45	0.45	ARG	ARG	0.035					CL	SP-D	G	0.75	0.22	0.21	0.38	70
270-arg97-CCI-arg97-270 3-3-3, ga	0018	0.45	0.45	ARG	ARG	0.035			0.035		CL	SP-D	N		0.18	0.21	0.36	75
270-arg97-CCI-arg97-270 3-3-3, ga, Rectangular	0019	0.45	0.45	ARG	ARG	0.035			0.035		CL	SP-D	G	0.75	0.18	0.19	0.32	75
366-arg97-CCI-arg97-CCI 3-3-3, ga	0020	0.45	0.45	ARG	ARG	0.020					CL	SP-D	N		0.21	0.17	0.39	70
366-arg97-CCI-arg97-CCI 3-3-3, ga, Rectangular	0021	0.45	0.45	ARG	ARG	0.020					CL	SP-D	G	0.75	0.21	0.16	0.35	70
366-arg97-CCI-arg97-366 3-3-3, ga	0022	0.45	0.45	ARG	ARG	0.020			0.020		CL	SP-D	N		0.17	0.16	0.31	76
366-arg97-CCI-arg97-366 3-3-3, ga, Rectangular	0023	0.45	0.45	ARG	ARG	0.020			0.020		CL	SP-D	G	0.75	0.17	0.15	0.28	76
VCI-arg97-SG400 3-3, ga	0024	0.65		ARG			0.113				CL	SP-D	N		0.28	0.45	0.52	57
VCI-arg97-SG400 3-3, ga, Rectangular		0.65		ARG			0.113				CL	SP-D	G	0.75	0.28	0.41	0.47	57
VCI-arg97-SG400 4-4, ga	0025	0.57		ARG			0.113				CL	SP-D	N		0.28	0.44	0.51	58
VCI-arg97-SG400 4-4, ga, Rectangular		0.57		ARG			0.113				CL	SP-D	G	0.75	0.28	0.40	0.46	58
VCI-arg97-SG400 5-5, ga	0026	0.49		ARG			0.113				CL	SP-D	N		0.28	0.43	0.51	57
VCI-arg97-SG400 5-5, ga, Rectangular		0.49		ARG			0.113				CL	SP-D	G	0.75	0.28	0.39	0.46	57

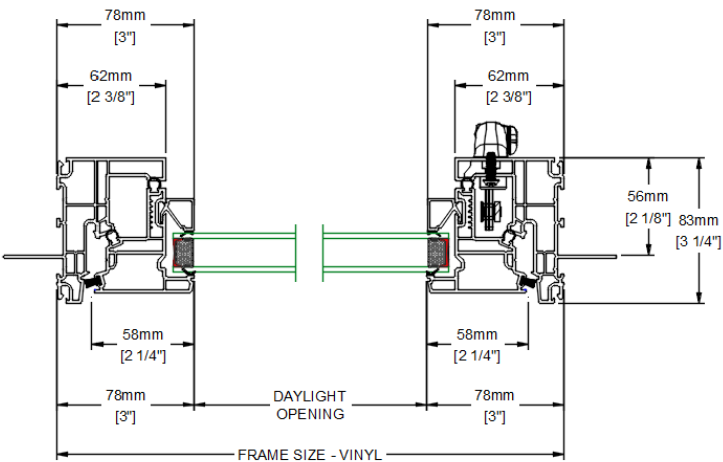
CROSS SECTION DETAILS

CASEMENT WINDOW

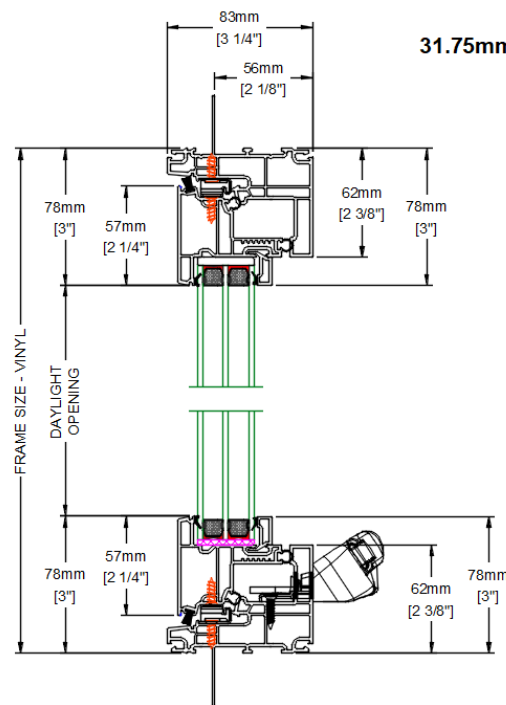


HEAD JAMB + SILL

22mm (7/8") DUAL PANE GLASS

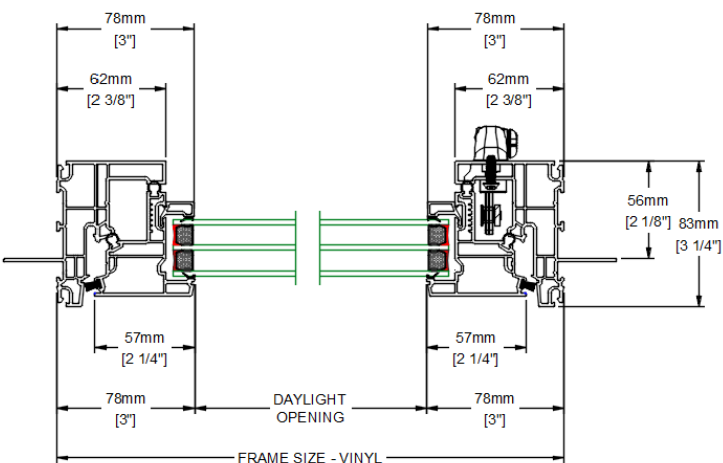


JAMBS



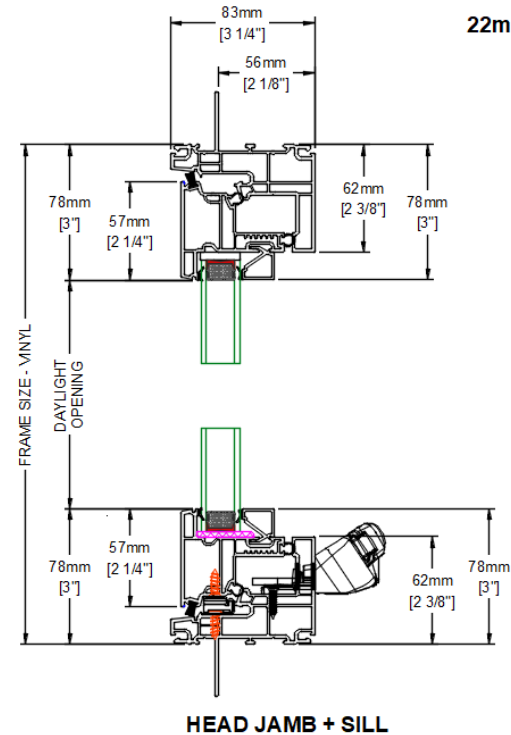
HEAD JAMB + SILL

31.75mm (1 1/4 ") TRIPLE PANE GLASS

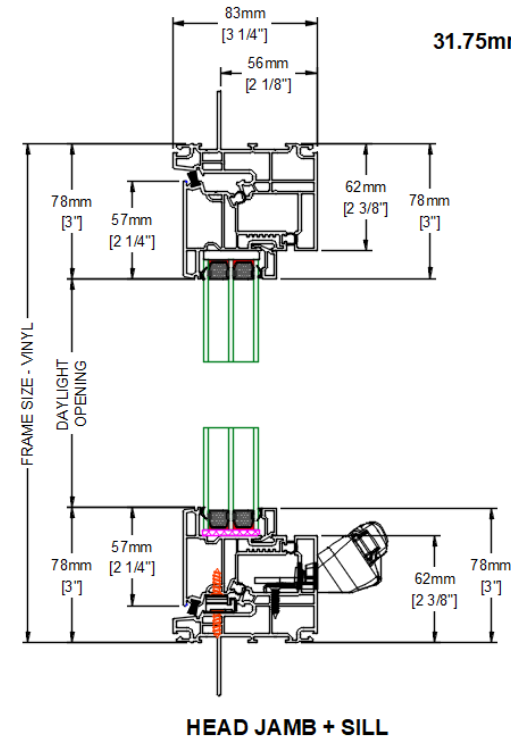
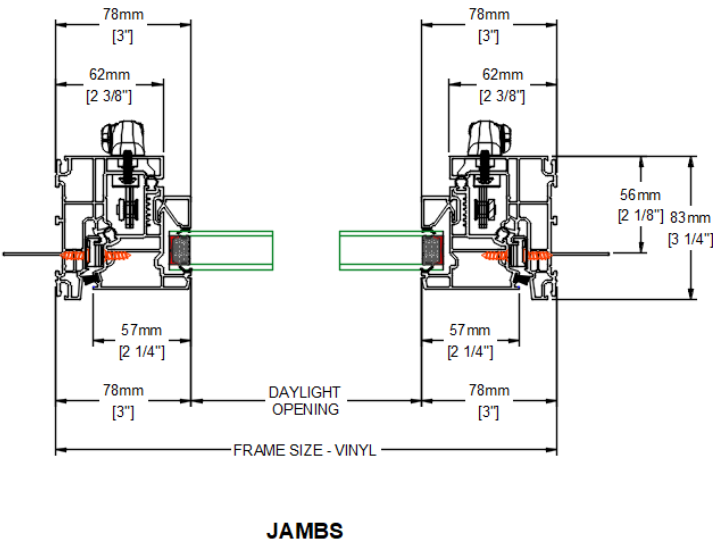


JAMBS

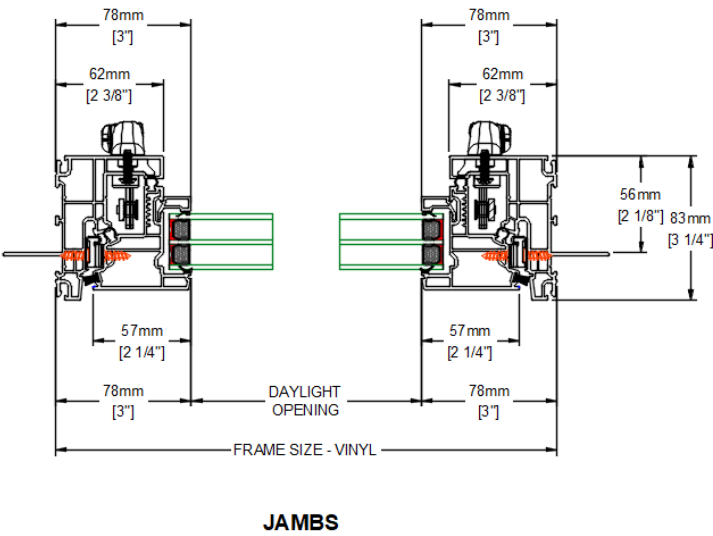
AWNING WINDOW



22mm (7/8") DUAL PANE GLASS

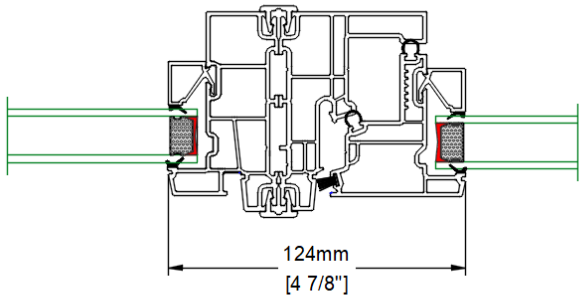


31.75mm (1 1/4") TRIPLE PANE GLASS

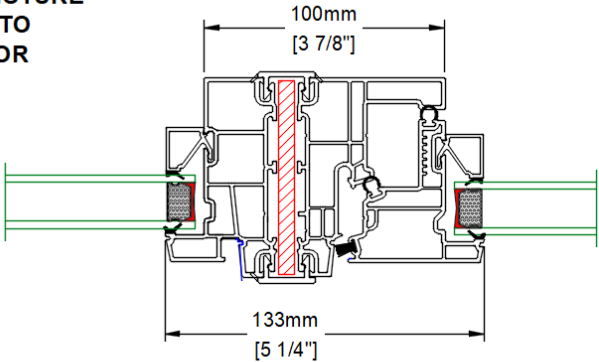


MULLING ASSEMBLY

LOW FIXED PICTURE
MULLED TO
OPERATOR

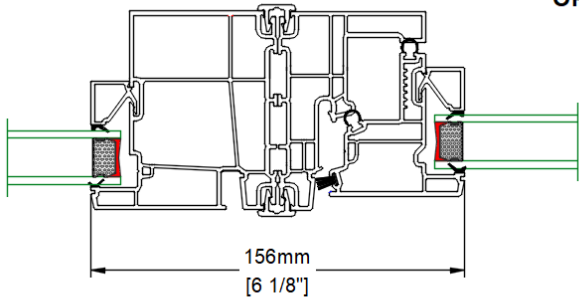


STANDARD MULL

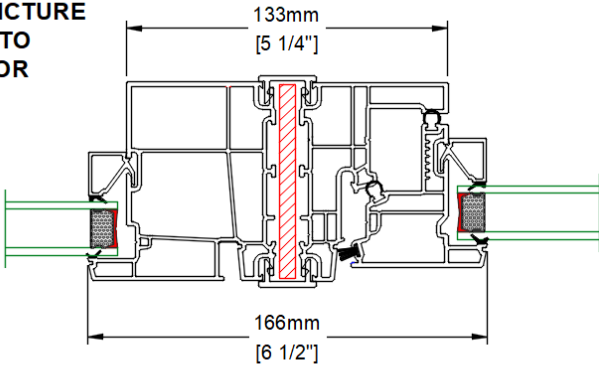


FLAT PLATE STEEL MULL

HIGH FIXED PICTURE
MULLED TO
OPERATOR

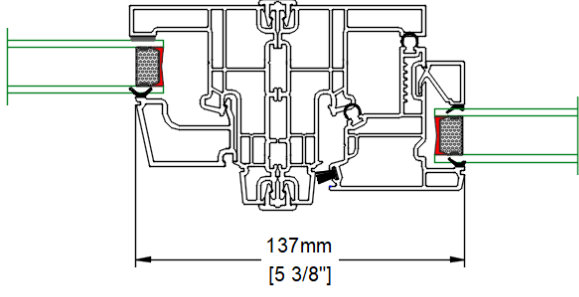


STANDARD MULL

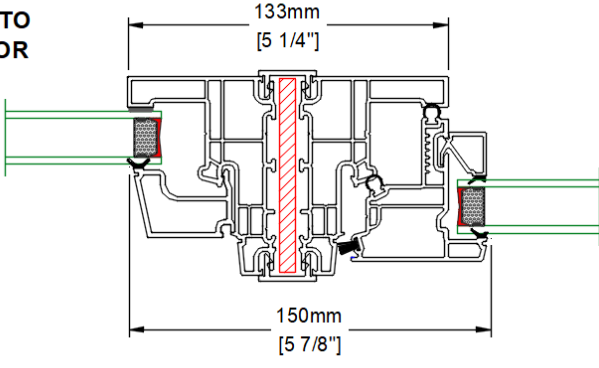


FLAT PLATE STEEL MULL

DIRECT SET PICTURE
MULLED TO
OPERATOR

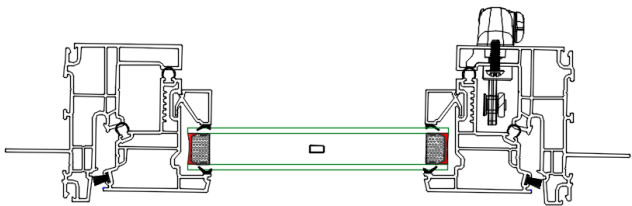


STANDARD MULL

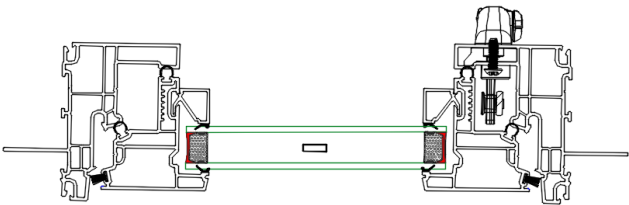


FLAT PLATE STEEL MULL

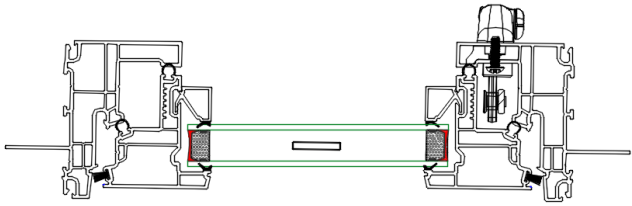
GRILL + SDL OPTIONS



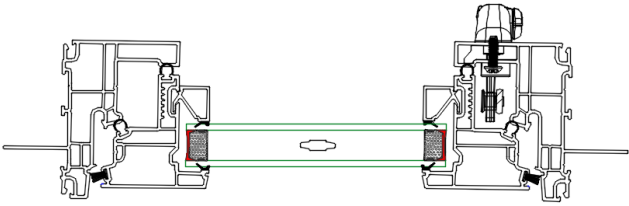
5/16" In-Glass Grill



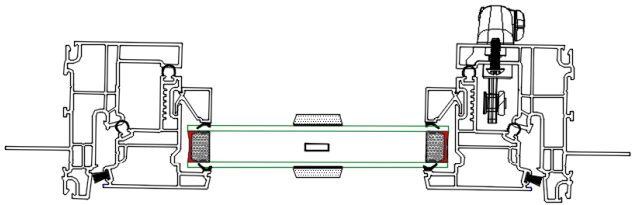
5/8" In-Glass Grill



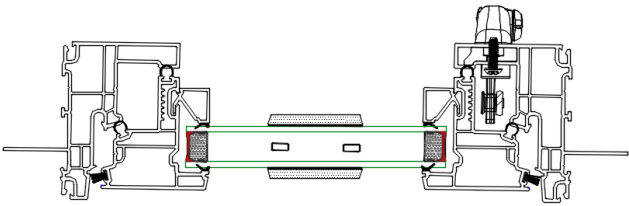
1" In-Glass Grill




23/32" Contour In-Glass Grill




1" SDL PROFILE



2" SDL PROFILE







1" SDL PROFILE




2" SDL PROFILE

TEST REPORTS

PERFORMANCE TESTS IN ACCORDANCE WITH
AAMA/WDMA/CSA 101/I.S.2/A440-08 & A440S1-09

 Report No.: AI-04196-F1 Rev.1	Product Manufacturer: NEXTRUSIONS 10500, RUE COLBERT MONTRÉAL, QUEBEC H1J 2H8 514-355-6868						
<table><tr><td data-bbox="272 930 613 1360">Product type: Product series/model: Primary product designator: Optional secondary designator: Test completion date: Report date: Revision date: Number of pages:</td><td data-bbox="621 888 1141 1360">Test Report Summary: PVC Awning Window 3000/4000 Series Awning Window Class R-PG70-AP Size tested 1525 x 610 (60 x 24) Positive Design pressure (DP) = 3360 Pa (70.0 psf) Negative design pressure (DP) = -3360 Pa (-70.0 psf) Water penetration resistance test pressure = 730 Pa (15.0 psf) Canadian air infiltration / exfiltration level = A3 Level 09/09/2014 10/20/2014 12/02/2015 7</td><td data-bbox="1149 877 1287 1003"></td></tr><tr><td colspan="3" data-bbox="272 1392 1279 1476">CAN/CSA A440-00 ratings: A3 / B7 / C5 / F20 / S1 Note: Reference must be made to Air-Ins Inc. complete report for test specimen description and detailed test results.</td></tr></table>		Product type: Product series/model: Primary product designator: Optional secondary designator: Test completion date: Report date: Revision date: Number of pages:	Test Report Summary: PVC Awning Window 3000/4000 Series Awning Window Class R-PG70-AP Size tested 1525 x 610 (60 x 24) Positive Design pressure (DP) = 3360 Pa (70.0 psf) Negative design pressure (DP) = -3360 Pa (-70.0 psf) Water penetration resistance test pressure = 730 Pa (15.0 psf) Canadian air infiltration / exfiltration level = A3 Level 09/09/2014 10/20/2014 12/02/2015 7		CAN/CSA A440-00 ratings: A3 / B7 / C5 / F20 / S1 Note: Reference must be made to Air-Ins Inc. complete report for test specimen description and detailed test results.		
Product type: Product series/model: Primary product designator: Optional secondary designator: Test completion date: Report date: Revision date: Number of pages:	Test Report Summary: PVC Awning Window 3000/4000 Series Awning Window Class R-PG70-AP Size tested 1525 x 610 (60 x 24) Positive Design pressure (DP) = 3360 Pa (70.0 psf) Negative design pressure (DP) = -3360 Pa (-70.0 psf) Water penetration resistance test pressure = 730 Pa (15.0 psf) Canadian air infiltration / exfiltration level = A3 Level 09/09/2014 10/20/2014 12/02/2015 7						
CAN/CSA A440-00 ratings: A3 / B7 / C5 / F20 / S1 Note: Reference must be made to Air-Ins Inc. complete report for test specimen description and detailed test results.							

Prepared by :



Digitally Signed by:
Eric Perron, Tech.
Physical Testing Department
Air-Ins Inc.

Approved by :



Digitally Signed by:
Jean Miller, Eng.
Director, Physical Testing Department
Air-Ins Inc.



AIR-INS inc.
1320, boul. Lionel-Boulet,
Varennes (Québec) J3X 1P7
☎ (450) 652-0838
☎ (450) 652-7588
💻 info@air-ins.com



PERFORMANCE TESTING IN ACCORDANCE WITH
AAMA/WDMA/CSA 101/I.S.2/A440-11 (NAFS 2011) & A440S1-17

PRODUCT MANUFACTURER
NEXTRUSIONS 10500, rue Colbert Montréal, Québec H1J 2H8 1-800-263-5546

REPORT AI-04878-A1

TEST REPORT SUMMARY	
Product type	Casement Window
Product series/model	3000
Primary product designator	Class LC – PG65: Size tested 914 x 1828 mm (~ 36 x 72 in) - Type C
Optional secondary designator	Positive Design pressure (DP) = 3120 Pa (~65.16 psf) Negative design pressure (DP) = -3120 Pa (~-65.16 psf) Water penetration resistance test pressure = 720 Pa (~15.04 psf) Canadian air infiltration / exfiltration level = A3 Level
Option	Without reinforcement

See CLEB laboratory Inc. complete report AI-04878-A1 for test specimen description and detailed test results

Test completion date	2018-04-25	Number of pages	6 pages & 1 appendix
Report date	2018-12-20	Revision date	-

Prepared by:

Digitally Signed by:

Eric Perron, Tech.
Fenestration Testing Department
CLEB laboratory Inc.

Approved by:

Digitally Signed by:

Jean Miller, P.Eng.
Manager, Fenestration Testing Department
CLEB laboratory Inc.

LABORATORY, FIELD TESTING AND ADVISORY SERVICES FOR THE BUILDING ENVELOPE
30 YEARS STRONG, UL AND CLEB SERVING CUSTOMERS ACROSS NORTH AMERICA AND BEYOND

CHICAGO
US Headquarters
750 Anthony Trail
Northbrook, IL 60062
chicago@cleb.com
T: 855.353.2532 W: ul.com/buildingenvelope

MONTREAL
Canada Headquarters
1320 Lionel-Boulet Blvd
Varenes, QC J3X 1P7
montreal@cleb.com

QUEBEC
420 Charest East Blvd
Suite 300
Quebec, QC G1K 8M4
quebec@cleb.com

OTTAWA
29 Capital Drive
Suite 200
Ottawa, ON K2G 0E7
ottawa@cleb.com

TRURO
64 Inglis Place
Suite 203
Truro, NS B2N 4B4
truro@cleb.com

NEW YORK
747 Third Avenue
2nd Floor
New York, NY 10017
newyork@cleb.com